

HONDA



LEADERS IN POWER EQUIPMENT

HONDA RANGE **2020**

Soon, battery power will be Honda power.


We'll soon be launching a range of premium battery power equipment with all the quality, performance and durability you expect from Honda. Recommended for professionals and incredibly easy to use, the Honda Battery range requires very little maintenance and no fuel.


Here's what you need to know about the Honda battery range.


- You can work with less noise.
- There's no need to refuel so you can work with fewer breaks.
- All tools in the range are powered by our new Honda Universal Battery System.
- The battery delivers sustained power throughout the duration of its charge.
- With a fast charge time, you never need to stop for long.
- The entire range is designed for use in all weather conditions¹.




- HHB36**
BLOWER
- Contractor Quality
 - Powerful & Superior Air Volume 730-860m³/h (nozzle dependant)
 - Interchangeable flat and round nozzles included for advanced versatility
 - Weight assisting belt included for optimum handling
 - Compatible with 4Ah, 6Ah and 9Ah Honda battery range¹


Weatherproof²



68m/s^{**}
Max wind speed



Battery powered



2 Year Warranty^{*}




- HHT36**
BRUSHCUTTER
- Contractor Quality
 - Low vibration
 - Stall Free Operation with its intelligent auto release
 - Ergonomically designed bike handle for comfort and reduced fatigue
 - Fully adjustable harness and 3-tooth blade and line head included
 - Compatible with 4Ah, 6Ah and 9Ah Honda battery range¹


Weatherproof²



Low
Noise level
93dBA



Battery powered



2 Year Warranty^{*}



- HHH36**
HEDGE CUTTER
- Contractor Quality
 - Low vibration
 - 600mm Swiss Steel cutting blades
 - Stall Free Operation with its intelligent auto release
 - 3-way adjustable rear handle
 - Optional weight assisting belt for optimum handling^{**}
 - Compatible with 4Ah, 6Ah and 9Ah Honda battery range¹


Weatherproof²


Battery powered


2 Year Warranty^{*}

How's this for convenience? Use the same battery for every product you own.

Universal Battery System

This new Honda range is powered by Honda's Universal Battery System. Simple and convenient to use, a single lithium-ion battery is paired with a single charger to work across the entire range. There's no need for different batteries for each product you own. Three battery sizes are available to you - 4Ah, 6Ah and 9Ah. What's more, the LCD screen on the 9Ah lets you know instantly how much battery life and charge time you have left.

Thermo-Smart Technology

Quality and performance are assured with Honda Thermo-Smart, a class-leading technology that keeps the battery cool, even in demanding conditions and over long periods of use.

ONE CHARGER




THREE BATTERY OPTIONS





BATTERY RUN AND CHARGE TIME			
BATTERY	4Ah	6Ah	9Ah
CHARGE TIME (MINS)	35	55	77
HHB36 BLOWER			
RUN TIME (MINS)	12	18	27
HHT36 BRUSHCUTTER			
RUN TIME (MINS) - BLADE HEAD	60	90	135
RUN TIME (MINS) - LINE HEAD	33	50	75
HHH36 HEDGE CUTTER			
RUN TIME (MINS)	56	84	126
CHARGING CURRENT AMPS		WEIGHT (KG)	USE
36V 4.0AH - DP3640XA		1.3	Medium garden
36V 6.0AH - DP3660XA		1.3	Large garden
36V 9.0AH - DPW3690XA		2.3	Professional



- Versamow™ selective mulching function
- Easy start push button
- Six cutting height positions
- 46cm (18") pressed steel, powder coated deck
- Powerful 1.8kW brushless motor
- Compatible with 4Ah, 6Ah and 9Ah Honda battery range¹



Weatherproof²



Battery powered



2 Year Warranty^{*}



- Easy start push button
- Six cutting height positions
- 41cm (16") pressed steel, powder coated deck
- Powerful 1.0kW brushless motor
- Compatible with 4Ah, 6Ah and 9Ah Honda battery range¹


Weatherproof²


Battery powered


2 Year Warranty^{*}

¹Using a flat nozzle (Blower wind speed)
²Battery and Charger not included
^{*}Only using 36V 9.0Ah DPW3690XA battery

^{**}Optional weight assisting belt not included with HHH36 Hedgecutter
[^]Conditions Apply

DOMESTIC
MOWERS

HRN RANGE
MOWERS

4-STROKE
\$899
RRP

HRU19 BUFFALO PREMIUM
PUSH MOWER



HRU19M2PKUH

- Medium Lawn
- Mow-Safe Technology
- 19" Cutter Deck
- Swing Back Blade
- 54 Litre Catcher
- 4 Year Warranty*

- New GCV170 4-Stroke Engine
- Engine brake technology
- Mulching function
- New height adjust control
- Improved bagging performance with wide open discharge
- Improved engine brake lever for comfort

4-STROKE
\$749
RRP

HRN216PKU
ENGINE BRAKE
PUSH MOWER

- Medium to Large Lawn
- Powerful GCV170 4-Stroke Engine
- 21" Lightweight Steel Deck
- Engine Brake
- Large 66 Litre Grass Catcher
- Mulching Function

- Honda's latest and greatest powerful GCV170 engine pumped with power & torque
- Low noise and vibration
- Starts first time, every time



**NEW, MORE
POWERFUL ENGINE**

LOW NOISE

STARTS FIRST TIME

EASY TO FUEL

EASY TO HANDLE

EASY MULCHING

4-STROKE
\$699
RRP

HRS216PKU
SIDE CHUTE



HRS216K7PKUA

- Small to Medium Lawn
- Bar Blade
- 21" Cutter Deck
- 2 Year Warranty†
- Mow-Safe Technology
- Engine Brake

- GCV160 4-Stroke Engine
- Engine brake technology
- Side discharge chute
- Mulching function

HRN216VKU
ENGINE BRAKE SELF PROPELLED

4-STROKE
\$849
RRP



- Medium to Large Lawn
- Large 66 Litre Grass Catcher
- Engine Brake
- 21" Lightweight Steel Deck
- Powerful GCV170 4-Stroke Engine
- Mulching Function

- Honda's latest and greatest powerful GCV170 engine pumped with power & torque
- Low noise and vibration
- Easy to start and re-start
- Starts first time, every time

HRN216VYU
BLADE BRAKE SELF PROPELLED

4-STROKE
\$949
RRP



- Medium to Large Lawn
- Large 66 Litre Grass Catcher
- Blade Brake
- 21" Lightweight Steel Deck
- Powerful GCV170 4-Stroke Engine
- Mulching Function

- Honda's latest and greatest powerful GCV170 engine pumped with power & torque
- Low noise and vibration
- Easy to start and re-start
- Starts first time, every time
- Throttle control

PREMIUM DOMESTIC MOWERS

MOWER FEATURES

4-STROKE
RRP \$1329

HRX217HYU
SELF PROPELLED



HRX217K6HYU

- Medium to Large Lawn
- 21" Cutter Deck
- 88 Litre Catcher
- Mow-Safe Technology
- Bar Blade
- 2 Year Warranty†

- New GCV200 4-Stroke Engine
- Blade brake technology
- MicroCut® Twin Blades
- 4-in-1 Versamow System™ with Clip Director®
- NeXite® Deck
- Self propelled, hydrostatic cruise control

4-STROKE
RRP \$1529

HRX217HZU
ELECTRIC START

- Medium to Large Lawn
- 21" Cutter Deck
- 88 Litre Catcher
- Mow-Safe Technology
- Bar Blade
- 2 Year Warranty†
- Electric Start



- New GCV200 4-Stroke Engine
- Blade brake technology
- MicroCut® Twin Blades
- 4-in-1 Versamow System™ with Clip Director®
- NeXite® Deck
- Self-charging electric start
- Self propelled, hydrostatic cruise control

HRX217K6HZU

NEXITE® DECK

Extremely tough polymer material that will never rust, resists corrosion and abrasion and is super strong. HRX models only.

STEEL DECK

Rugged, durable steel deck is designed for long life. HRS, HRN and HRC models only.

ELECTRIC START

Effortless self-charging key start, to reduce the need for “plug in” charging. HRX217HZU only.

MOW-SAFE – ENGINE BRAKE

A safety feature that stops the blades and engine within 3 seconds upon release of the handle.

MOW-SAFE – BLADE BRAKE

A safety feature that stops the blades within 3 seconds upon release of the handle, while the engine continues to run.

SIDE CHUTE

Unique to the HRS model, the side chute system means no wasted time emptying a grass catcher. HRS216PKU only.

4-IN-1 VERSAMOW SYSTEM™ WITH CLIP DIRECTOR®

Honda's revolutionary Versamow System™ allows you to mulch, bag, discharge and shred leaves – or even a combination of mulching and bagging! Just slide the convenient Clip Director® knob to choose how much grass is bagged or mulched. No tools or costly attachments needed. HRX models only.

3-IN-1 SYSTEM WITH CLIP DIRECTOR®

Slide the Clip Director® to switch from mulching to bagging or discharge with just one touch. No need for a mulch plug or other attachments. HRN models only.

MICROCUT® TWIN BLADE SYSTEM

Honda's exclusive MicroCut® Twin Blade System uses four cutting surfaces that result in ultra fine clippings for superior mulching and up to 30% more clippings per bag. HRN, HRX and HRC models only.

SMART DRIVE

Easily adjust the mower's speed to your pace by rotating the control. Five position adjustable control for comfort. Variable speed from 0-6.5km/h. HRN216VKU and HRN216VYU models only.

HYDROSTATIC CRUISE CONTROL

Honda's Hydrostatic Cruise Control allows precise speed control that's fully adjustable from 0-6.5km/h. HRX models only.

EASY FOLD HANDLE

Easily adjust the handle to different comfortable mowing positions, or fold over for storage. HRS, HRN and HRX models only.

COMMERCIAL MOWERS

4-STROKE
\$1129
RRP

HRU196 BUFFALO PRO
ENGINE BRAKE — PUSH MOWER



- Medium to Large Lawn
- Mow-Safe Technology
- 19" Cutter Deck
- Swing Back Blade
- 54 Litre Catcher
- 4 Year Warranty*

- GXV160 4-Stroke Engine
- Engine brake technology
- Improved mulching function
- Wide open discharge

HRU196M2PWUH

4-STROKE
\$1199
RRP

HRC216PDU
PUSH MOWER



- Large Lawn
- Mow-Safe Technology
- 21" Cutter Deck
- Bar Blade
- 88 Litre Catcher
- 2 Year Warranty*

- GSV160 4-Stroke Engine
- Engine brake technology
- Large NeXite® wheels
- MicroCut® Twin Blades
- Mulching function

HRC216K3PDUA

4-STROKE
\$1229
RRP

HRU196 BUFFALO PRO
BLADE BRAKE — PUSH MOWER



- Medium to Large Lawn
- Mow-Safe Technology
- 19" Cutter Deck
- Swing Back Blade
- 54 Litre Catcher
- 4 Year Warranty*

- GXV160 4-Stroke Engine
- Blade brake technology
- Improved mulching function
- Wide open discharge

HRU196M2PBUH

4-STROKE
\$1769
RRP

HRU216 BUFFALO PRO
SELF PROPELLED



- Large Lawn
- Mow-Safe Technology
- 21" Cutter Deck
- Swing Back Blade
- 70 Litre Catcher
- 4 Year Warranty*

- GXV160 4-Stroke Engine
- Blade brake technology
- Improved mulching function
- 70 Litre catcher with Dacron dust deflector
- 3-speed shaft driven mechanical gearbox

HRU216M3TBUH

LAWN MOWER SPECIFICATIONS

DOMESTIC RANGE					
Product Code	HRU19M2	HRS216PKU	HRN216PKU	HRN216VKU	HRN216VYU
	PUSH MOWER HRU19M2PKUH	SIDE CHUTE HRS216K7PKUA	PUSH MOWER HRN216PKU	SELF PROPELLED HRN216VKU	SELF PROPELLED HRN216VYU
MOW-SAFE TECHNOLOGY	ENGINE BRAKE	ENGINE BRAKE	ENGINE BRAKE	ENGINE BRAKE	BLADE BRAKE
Engine	GCV170	GCV160	GCV170	GCV170	GCV170
Engine Spec	OHV/OHC	OHV/OHC	OHC	OHC	OHC
Auto Choke	Yes	Yes	Yes	Yes	Yes
Chassis	Cast Aluminium	Solid Steel	Solid Steel	Solid Steel	Solid Steel
Cutting Width	19" (470mm)	21" (530mm)	21" (530mm)	21" (530mm)	21" (530mm)
Cutting Height Adjustment	1 Lever	4 Wheels	Front & Rear	Front & Rear	Front & Rear
Cutting Height Range	11 Stages 16-80mm	6 Stages 30-100mm	7 Stages 25-101mm	7 Stages 25-101mm	7 Stages 25-101mm
Self Propelled	No	No	No	Yes	Yes
Speeds	Push	Push	Push	Variable	Variable
Wheel Diameter (mm)	200	200	200	200	200
Catcher Capacity	54 Litres	–	66 Litres	66 Litres	66 Litres
Fuel Type	Unleaded	Unleaded	Unleaded	Unleaded	Unleaded
Fuel Tank Capacity	0.91 Litres	0.93 Litres	0.93 Litres	0.93 Litres	0.93 Litres
Mulching Capability	Yes	Yes	Yes	Yes	Yes
Rear Discharge Capability	No	No	Yes	Yes	Yes
Wash Port	Yes	No	No	No	No
Blade Type	Swing Back Blade	Bar Blade	Bar Blade	Bar Blade	Bar Blade
RRP	\$899	\$699	\$749	\$849	\$949

PREMIUM DOMESTIC RANGE		COMMERCIAL RANGE			
HRX217HYU	HRX217HZU	HRU196 BUFFALO PRO	HRU196 BUFFALO PRO	HRC216PDU	HRU216 BUFFALO PRO
SELF PROPELLED HRX217K6HYUA	ELECTRIC START HRX217K6HZUA	PUSH MOWER HRU196M2PWUH	PUSH MOWER HRU196M2PBUH	PUSH MOWER HRC216K3PDUA	SELF PROPELLED HRU216M3TBUH
BLADE BRAKE	BLADE BRAKE	ENGINE BRAKE	BLADE BRAKE	ENGINE BRAKE	BLADE BRAKE
GCV200	GCV200	GXV160	GXV160	GSV160	GXV160
OHV/OHC	OHV/OHC	OHV with Cast-Iron Bore	OHV with Cast-Iron Bore	OHV/OHC with Cast-Iron Bore	OHV with Cast-Iron Bore
Yes	Yes	Manual	Manual	Manual	Manual
NeXite®	NeXite®	Cast Aluminium	Cast Aluminium	Solid Steel	Cast Aluminium
21" (530mm)	21" (530mm)	19" (470mm)	19" (470mm)	21" (530mm)	21" (530mm)
4 Wheels	4 Wheels	1 Lever	1 Lever	4 Wheels	1 Lever
7 Stages 19-100mm	7 Stages 19-100mm	11 Stages 16-80mm	11 Stages 16-80mm	8 Stages 19-100mm	11 Stages 16-78mm
Yes	Yes	No	No	No	Yes
Variable	Variable	Push	Push	Push	3 Speed
230	230	200	200	230	200
88 Litres	88 Litres	54 Litres	54 Litres	88 Litres	70 Litres
Unleaded	Unleaded	Unleaded	Unleaded	Unleaded	Unleaded
0.93 Litres	0.93 Litres	1.5 Litres	1.5 Litres	1.1 Litres	1.5 Litres
Yes	Yes	Yes	Yes	Yes	Yes
Yes	Yes	No	No	Yes	Yes
No	No	Yes	Yes	Yes	Yes
Bar Blade	Bar Blade	Swing Back Blade	Swing Back Blade	Bar Blade	Swing Back Blade
\$1329	\$1529	\$1129	\$1229	\$1199	\$1769

HONDA

HANDHELD RANGE



UMK450
BIKE HANDLE BRUSHCUTTER

4-STROKE
\$949
RRP

- Safety goggles and full operator harness included
- 3-tooth cutter blade (bump head optional)
- Ergonomic Bike Handle
- Commercial 2HP GX50 4-Stroke Engine

4 Year Warranty*

GX50cc Engine


Contractor Quality

360° Operation


No Fuel Mixing

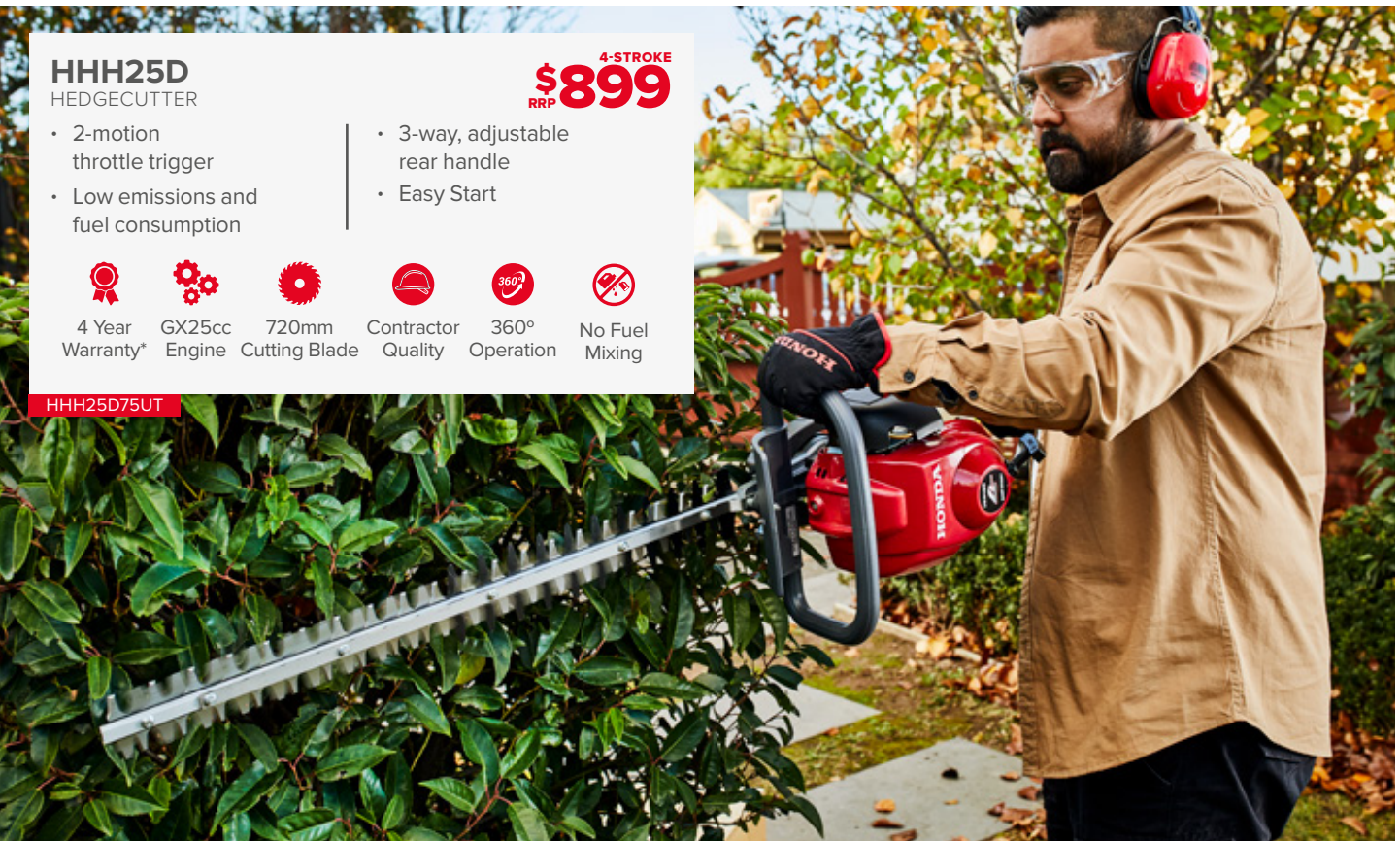
UMK450TU3UT

Genuine Honda Parts



HONDA OIL
Recommended for use in all Honda Power Equipment products.
1L L1002P08001 **\$13.27**
4L L1002P08006 **\$41.37**

**HONDA AIR FILTERS**
Genuine Honda Air Filters available at all authorised Honda Power Equipment Dealerships.



HHH25D
HEDGE CUTTER

4-STROKE
\$899
RRP

- 2-motion throttle trigger
- Low emissions and fuel consumption
- 3-way, adjustable rear handle
- Easy Start

4 Year Warranty*

GX25cc Engine

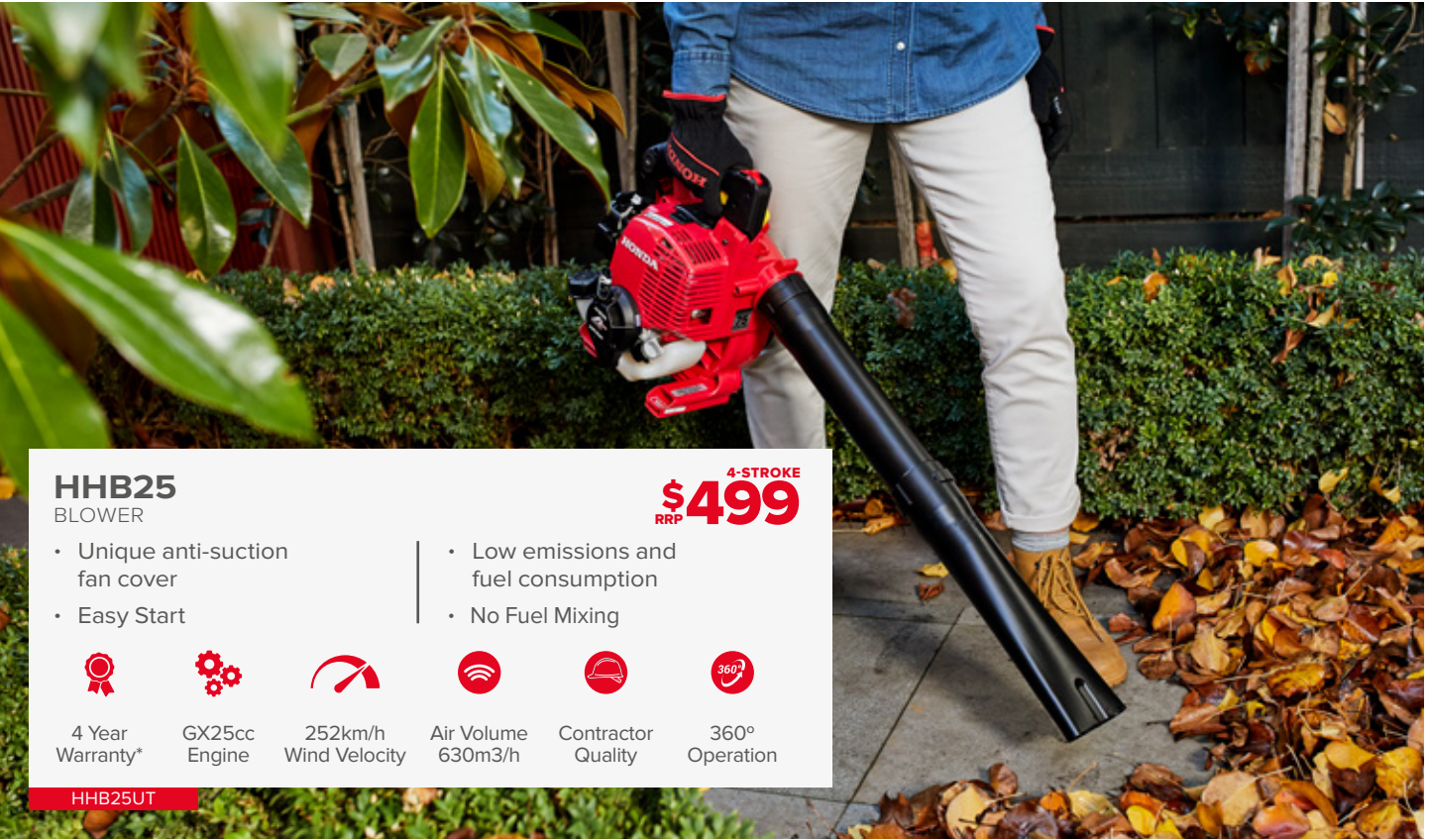
720mm Cutting Blade

Contractor Quality

360° Operation

No Fuel Mixing

HHH25D75UT



HHB25
BLOWER

4-STROKE
\$499
RRP

- Unique anti-suction fan cover
- Easy Start
- Low emissions and fuel consumption
- No Fuel Mixing

4 Year Warranty*

GX25cc Engine

252km/h Wind Velocity

Air Volume 630m3/h

Contractor Quality

360° Operation

HHB25UT

1 SELECT POWERHEAD



UMC425
POWERHEAD

4 Year Warranty*

GX25cc Engine

Contractor Quality

360° Operation

No Fuel Mixing

RRP **\$499**

4-STROKE

UMC425ULAUT

ALSO AVAILABLE WITH GX35cc ENGINE

UMC435

RRP **\$599**

4-STROKE

UMC435ULAUT

2 SELECT ATTACHMENTS

BRUSHCUTTER

Designed for cutting and clearing, making easy lawn maintenance easy. Ergonomically designed easy-grip loop handle. Durable 'tap and go' nylon head.

RRP **\$199**

SSBCU

HEDGETRIMMER (SHORT SHAFT)

A lighter, more compact version of the Hedge trimmer (Long Shaft). Perfect for the domestic operator. Features a 550mm double-sided blade with a 90mm shaft length.

RRP **\$389**

SSHHSU

HEDGETRIMMER (LONG SHAFT)

Longer attachment designed for trimming foliage and tall hedges. Perfect for the commercial contractor. Features a 550mm double-sided blade with a 600mm shaft length.

RRP **\$399**

SSHHLU

PRUNER

Designed for trimming, pruning and cutting high branches. Features a 12" bar length with a 3/8" Oregon saw chain. Suitable for domestic and commercial settings. Overall Pruner Length 1065mm.

RRP **\$389**

SSPPU

CULTIVATOR

Makes tilling, aerating and cultivating of soil easy. 170mm width makes the cultivation of garden beds and lawns simple and stress-free.

RRP **\$399**

SSCLU

BLOWER

One of the most compact and lightweight blower attachments available. Easily keeps garden paths, driveways, lawns and verandas free of leaves and debris.

RRP **\$199**

SSBLU

EDGER

The perfect tool to keep unsightly weeds and grass from popping up. Easy-to-use adjustable height mechanism.

RRP **\$249**

SSETU

EXTENSION POLE

Lightweight extension pole allows for more reach with an extra 1085mm length. Suitable for the Pruner and Hedge trimmer (Short Shaft) attachments.

RRP **\$139**

SSESLU



FG110

Fold over handles for convenience

4 Year Warranty*

GX25cc Engine

Tilling Width 230mm

Tilling Depth 203mm

RRP **\$819**

4-STROKE

FG110K1UT

4 Year Warranty*

GXV57 Engine

Tilling Width 545mm

Tilling Depth 280mm

RRP **\$1519**

4-STROKE

F220

Multi-step adjustable handles

RRP **\$1519**

4-STROKE

F220UT4

Counter Rotating Tines

4 Year Warranty*

GX200 Engine

Tilling Width 600mm

Tilling Depth 120mm

RRP **\$4399**

4-STROKE

FR750

2 forward gears and 1 reverse

Diff Lock Option - Improves traction

RRP **\$4399**

4-STROKE

FR750K3U1

4 Year Warranty*

GX160 Engine

Tilling Width 914mm

Tilling Depth 280mm

RRP **\$2199**

4-STROKE

F501

2 forward gears and 1 reverse

RRP **\$2199**

4-STROKE

F501K8UH

4 Year Warranty*

GX240 Engine

Tilling Width 500mm

Tilling Depth 100mm

RRP **\$3869**

4-STROKE

FRC800

3 forward gears and 1 reverse

RRP **\$3869**

4-STROKE

FRC800K1U1

FG110 OPTIONAL ACCESSORIES

Aerator

06727V25000

Edger

06728V25000

Heavy-Duty Digging Tines

06726V25010

De-Thatcher

06720V25000

VOLUME & TRASH PUMPS

VOLUME PUMPS



WX10 ^{4-STROKE}
RRP \$499

- Economical 1" volume pump
- Maximum total head 37m
- Maximum suction head 8m
- Delivers 120L/min capacity
- Lightweight 6.1kg

WX10TU



WX15 ^{4-STROKE}
RRP \$699

- Economical 1.5" volume pump
- Maximum total head 37m
- Maximum suction head 8m
- Delivers 280L/min capacity
- Lightweight 9kg

WX15TU



WB20 ^{4-STROKE}
RRP \$699

- Portable 2" volume pump
- Maximum total head 32m
- Maximum suction head 7.5m
- Delivers 620L/min capacity

WB20XT4DRXU




WB30 ^{4-STROKE}
RRP \$899

- Portable 3" volume pump
- Maximum total head 23m
- Maximum suction head 7.5m
- Delivers 1100L/min capacity

WB30XT3DRXU


TRASH PUMPS



WT20 ^{4-STROKE}
RRP \$2029

- Portable 2" trash pump
- Maximum total head 30m
- Maximum suction head 8m
- Delivers 710L/min capacity

WT20XK4UD4




WT30 ^{4-STROKE}
RRP \$2359

- Portable 3" trash pump
- Maximum total head 27m
- Maximum suction head 8m
- Delivers a massive 1210L/min capacity


WT30XK4UD4

ENGINES




GX MINI 4-STROKE

- 25cc, 35cc & 50cc models available
- Fully inclinable OHC engine
- 360° operation




GCV SERIES

- Brand new engine
- 170cc & 200cc models
- Vertical shaft engines
- OHC domestic engine




GX SERIES

- More than 70 model variants to choose from
- Horizontal shaft
- OHV commercial engine




GXV SERIES

- Three different horsepower models available
- Vertical shaft engines
- OHV commercial engine



GX V-TWIN SERIES

- New generation V-twins
- Three different horsepowers over seven models
- OHV commercial engine



GP SERIES

- 160cc & 200cc
- Perfect for light use and domestic applications

SUPER QUIET GENERATORS

3-STEP PROCESS TO ENSURE YOU GET THE RIGHT GENERATOR

1. WHAT DO YOU WANT TO POWER?

Whether you have a small caravan or something a little more substantial, knowing your appliance ratings is going to help you in the long run. Write a list of all the appliances you want to have running at one time. Then find out the ratings of each appliance. You need to take into account start-up power.

2. FACTOR IN START-UP POWER

Start-up power is simply the power an appliance needs to begin operating. Appliances that run an electric motor (air conditioners and water pumps) can require 3 times the operating load but this is usually only needed for a very short period. Check the compliance plate on the unit for specifications.

3. PICK THE GENERATOR THAT SUITS YOUR NEEDS

If you look at your list, there's a high chance you're not going to need everything running at once. A kettle draws a lot of power but only runs for a minute or so, it won't hurt to turn off some appliances while the kettle boils. Just make sure you have the essentials covered. Let's say your total running power requirement is 1500W, with a start-up power requirement of 1900W, then the Honda EU22i Generator will be the right fit.

If you are unsure, consult your Authorised Honda Dealer.



EU22i

- Greater fuel efficiency via Built-in Eco-Throttle
- Engine protected by low oil alert system
- Increased diameter of oil filler for improved draining and catching of oil

4 Year Warranty*

2200W Max Output

Inverter Technology

8 Operating Hours*

Commercial Use

RRP \$2099 ^{4-STROKE}

- Improved run dry switch allows the engine to continue running until majority of fuel is consumed before engine shuts off. This prevents stale fuel and is useful for storing.

EU22iTU4

SUPER QUIET
GENERATORS

SPECIFICATION
CHARTS



- 4 Year
Warranty*
- 1000W
Max Output
- Inverter
Technology
- 8 Operating
Hours°
- Commercial
Use

EU10i

- Greater fuel efficiency via Built-in Eco-Throttle
- Engine protected by low oil alert system
- Our lightest inverter generator

4-STROKE
RRP **\$1499**

EU10iTiU4



- 4 Year
Warranty*
- 3000W
Max Output
- Inverter
Technology
- 7.7 Operating
Hours°
- Commercial
Use

EU30i
HANDY

- Greater fuel efficiency via Built-in Eco-Throttle
- Easy use handle and high mobility tyres
- Engine protected by low oil alert system

4-STROKE
RRP **\$3399**

EU30iK1U4



- 4 Year
Warranty*
- 3000W
Max Output
- Inverter
Technology
- 20 Operating
Hours°
- Commercial
Use

EU30is

ELECTRIC START

- Greater fuel efficiency via Built-in Eco-Throttle
- Engine protected by low oil alert system
- Hassle-free Key Start

4-STROKE
RRP **\$4239**

EU30iS1U4



- 4 Year
Warranty*
- 7000W
Max Output
- Inverter
Technology
- 18 Operating
Hours°
- Commercial
Use

EU70is

ELECTRIC START

- Greater fuel efficiency via Built-in Eco-Throttle
- Better than commercial quality electricity thanks to microcomputer controlled Sine-Wave inverter
- Engine protected by low oil alert system
- Easy storage and transport with a fold down handle and large diameter wheels
- Hassle-free Push Button Electric Start

Lifting kit: 06531Z11E00ZA
Wired remote control cable:
10m – 32380Z37800ZA
30m – 32380Z37820ZA

EU70iSUT4

SUPER QUIET GENERATORS

MODEL	EU10i	EU22i	EU30iu Handy	EU30is	EU70is
Full Model Code	EU10iTiU	EU22iTiU	EU30iK1U	EU30iS1U	EU70iSUT
Engine	GXH50T	GXR120	GX160K1	GX200	GX390
Fuel Tank Capacity	2.1 Litres	3.6 Litres	5.9 Litres	13 Litres	19.2 Litres
Continuous Operating Hours	8hr°/4hr	8hr°/4hr	7.7hr°/3.5hr	20hr°/7.1hr	18hr°/6.5hr
dB Sound Pressure (at 7m)**	52dB(A)°/58dB(A)°	•	57dB(A)°/65dB(A)°	52dB(A)°/65dB(A)°	•
LwA Sound Power (at 4m)**	•	LwA 91dB(A)**	•	•	LwA 90dB(A)**
GENERATOR					
Max. AC Output (power factor 1.0)	1000VA	2200VA	3000VA	3000VA	7000VA
Rated AC Output	900VA	1800VA	2600VA	2800VA	5500VA
DC Rated Output for Charging Automotive Batteries Only	8A	8.3A	8.3A	12A	N/A
DIMENSIONS					
LxWxH (mm)	451 x 242 x 379	511 x 290 x 425	622 x 379 x 489	658 x 447 x 558	848 x 700 x 721
Dry Weight	13kg	21kg	35.2kg	59kg (w/battery)	118kg (w/battery)
FEATURES					
Electric Starter	No	No	No	Yes	Yes
Voltage Regulation	Inverter	Inverter	Inverter	Inverter	Inverter
Voltmeter	No	No	No	No	Yes
AC Circuit Protector	Yes	Yes	Yes	Yes	Yes
DC Circuit Protector	Yes	Yes	Yes	Yes	Yes
Pilot Lamp	Yes	Yes	Yes	Yes	Yes
Fuel Gauge	No	No	No	Yes	Yes
Oil Alert	Yes	Yes	Yes	Yes	Yes
Auto Throttle	Eco-Throttle	Eco-Throttle	Eco-Throttle	Eco-Throttle	Eco-Throttle
Auto Choke	No	No	No	No	Fuel Injected
Large Capacity Air Cleaner	Yes	Yes	Yes	Yes	Yes
Large Capacity Fuel Tank	Yes	Yes	Yes	Yes	Yes
Large Capacity Muffler	Yes	Yes	Yes	Yes	Yes
4 Year Domestic Warranty*	Yes	Yes	Yes	Yes	Yes

*4 Year warranty applies to domestic use and does not apply to engines sold as separate units.
**With Eco-Throttle switched on when rated at ¼ output. Usage applications are recommendations only. °D-AVR: Digital Auto Voltage Regulator.

OPERATING
NOISE LEVEL
CALCULATION

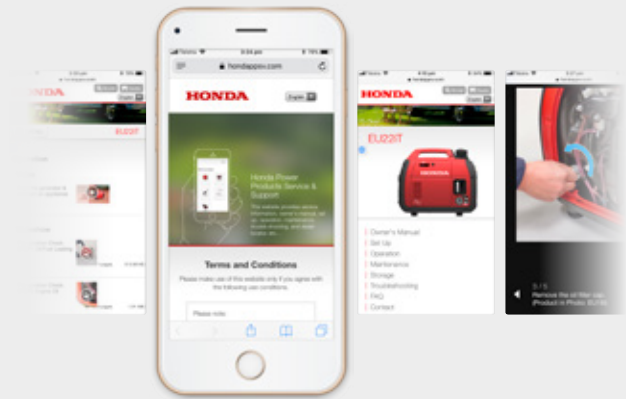
**LwA refers to sound power level and is measured at rated load, which is standardised by EU noise regulation. It is measured from 6 directions by a microphone placed 4 metres from the product in a closed anechoic room.

This room is not affected by environmental conditions.

**dB refers to sound pressure level and is measured from 4 directions (front, back, right and left) by a microphone that is placed 7 metres from the product and 1.5 metres from the lawn ground.

It is not measured in a closed room. Therefore, the data is affected by environmental conditions such as temperature.

Honda Power Products Service and Support



Get service information for your power products, setup, operation, maintenance and more. Best of all, it's absolutely free.

Scan the QR code or visit
www.hppsv.com/AUS



THE WORLD’S
LARGEST AND
MOST TRUSTED
ENGINE MAKER



“We have one future and it will be made of our dreams, if we have the courage to challenge convention.” — Soichiro Honda

With over 60 manufacturing facilities across the globe, Honda produces more automotive, power equipment and marine engines than any other brand. More people put their trust in Honda to power their products, whether land, sea or air.

We have lived by this philosophy since 1948, when the Honda Motor Corporation was formed. Big dreams produced a massive future. Today, Honda produces innovative and reliable products for almost every application – from lawnmowers to corporate jets. Every product is designed to make life more joyful for you and less impactful to the planet.

Honda Motor Co., Ltd. was established September 24 1948 in Hamamatsu, Shizuoka Prefecture, Japan. With 1 million yen in capital and 34 associates.

In 1953 Honda began manufacturing power products with the desire to apply engine technologies in ways useful for people’s daily lives and work situations. With the first general-purpose engine developed for agricultural equipment, the Type H. Honda has since produced a multitude of power products

including tillers, generators, outboard engines and lawnmowers.

Honda has been producing lawnmowers globally since 1978 when the HR21 was released. On February 17 1988 the first lawnmower in Australia was produced, the Honda HRU194PU.

Today, Honda continues to develop and produce innovative products which deliver new value, such as the Miimo robotic lawnmower, and the LiB-AID E500 new era portable power source.

Honda will continue to provide customers around the world with power products that are familiar and useful, spreading the “joy of usefulness” by maximising and pursuing the possibilities of its engines and technologies.

HRU mower range assembled in Australia.

Honda goes to extraordinary lengths to ensure best-in-market quality. We begin with the highest quality components, with each part individually inspected before entering the production line. We then build each mower, part by part, exceeding Australian industry standards at every stage. This exacting process involves multiple quality checks during and after production, including test-firing, to check ease of starting and the quietness of Honda’s legendary 4-stroke engines.



4-STROKE TECHNOLOGY

Honda has always been dedicated to developing human and environmentally friendly engines of the highest quality. It’s why the company has been focused on 4-stroke technology for over five decades.



ABSOLUTE POWER

The flagship for performance and fuel economy, the high horsepower range incorporates Honda’s revolutionary Boosted Low Speed Torque (BLAST™) technology and Lean Burn Control (ECOMO) to deliver powerful acceleration together with outstanding fuel economy during cruising. The same Variable Valve Timing and Lift Electronic Control (VTEC) technology used in Honda F1 cars is also found inside the BF150, BF225 and BF250.



POWERED BY WORLD CLASS RESEARCH & DEVELOPMENT

Global state-of-the-art R&D facilities are dedicated to researching, designing and developing cutting-edge products. Honda continues to challenge the way the world thinks by looking to the future through technology and innovation.



LEGENDARY F1 AND MOTOR-RACING PEDIGREE

Innovations such as the VTEC™ system (optimising power and efficiency at all engine speeds) were borne out of Honda F1 technology. A challenging spirit and never-ending passion for racing fuels the development of technologies found in every Honda product.



ONLY GENUINE PARTS AND ACCESSORIES

Every engine has been manufactured to uphold Honda’s strict quality standards. So the purchase of a Honda is an investment in a product that’s made to last. This ensures that when it comes to repairs or replacement, genuine parts will keep it functioning at the optimum performance level that’s expected.



INSPIRED BY ASIMO, HONDAJET AND THE NSX

Soichiro Honda’s willingness to challenge convention and dream big can be found today in each of our gardening products. The same innovation used for advanced applications like robotics, corporate jets and supercars, also goes into manufacturing Honda Power Equipment products.



A DEDICATED NATION-WIDE DEALER NETWORK

All of our dealers share the same level of commitment to the Honda brand as they do their relationship with customers. When it comes to sales, service and parts, you can always rely on a Honda Power Equipment specialist for knowledge and advice.

— BUYER — **BEWARE!**

Honda has always been a market leader in producing quality, innovative and environmentally friendly products. Unfortunately, there are unscrupulous Australian retailers and individuals who want to take advantage of the Honda brand.

Some of these retailers and individuals are knowingly importing Honda-branded products that aren't designed for Australian consumers or Australian conditions.

These products are often sold without after sales support and warranties that only a genuine Honda product can offer.

**ASK YOUR AUTHORISED HONDA
DEALER WHAT TO LOOK OUT FOR.**



All products
purchased from an
Authorised Honda
Dealer are fully
assembled and
ready to go.



STRONGER | CLEANER | QUIETER | STARTS-FIRST-TIME
4 YEAR WARRANTY*

AUTHORISED HONDA DEALERS

400+ National Dealer Network – providing the best advice and after sales service that is only available through specialist service dealers.

Disclaimer: All prices listed include GST and are recommended retail prices only, there is no obligation to comply with the recommendation. Not all products listed in the brochure are available from every Authorised Power Equipment Dealership. Honda MPE reserves the right to change specifications and price at any time. *4 Year warranty applies to domestic use and does not apply to engines sold as separate units. For full Terms and Conditions, go to: www.honda.com.au or visit an authorised Honda Power Equipment Dealership. †2 Year warranty applies to domestic use of HRS, HRN, HRX and HRC models only.

VISIT HONDA.COM.AU OR JOIN THE CONVERSATION



/HondaPowerEquipmentAU



/HondaPowerEquipmentAU



/HondaPowerEquipment

YOUR LOCAL AUTHORISED HONDA DEALER: