

HONDA

LAWN & GARDEN RANGE

**ENGINEERED
FOR LIFE**



2022

BATTERY POWER IS HONDA POWER.

CORDLESS+ PERFORMANCE SERIES

Introducing a range of premium battery power equipment with all the quality, performance and durability you expect from Honda. Recommended for professionals and incredibly easy to use, the Honda Battery range requires very little maintenance and no fuel.



HHB36 BLOWER

\$329
RRP SKIN

- Powerful brushless motor
- Contractor Quality
- Powerful & Superior Air Volume 730-860m³/h (nozzle dependent)
- Interchangeable flat and round nozzles included for advanced versatility
- Weight assisting belt included for optimum handling
- Compatible with 4Ah, 6Ah and 9Ah Honda battery range



Weatherproof*



68m/s*
Max wind speed



Battery powered



2 Year Warranty*



HHT36 BRUSHCUTTER

\$329
RRP SKIN

- Powerful brushless motor
- Contractor Quality
- Low vibration
- Stall Free Operation with its intelligent auto release
- Ergonomically designed bike handle for comfort and reduced fatigue
- Fully adjustable harness and 3-tooth blade and line head included
- Compatible with 4Ah, 6Ah and 9Ah Honda battery range



Weatherproof*



Low Noise level
93dBA



Battery powered



2 Year Warranty*



HHH36 HEDGE CUTTER

\$329
RRP SKIN

- Powerful brushless motor
- Contractor Quality
- Low vibration
- 600mm Swiss Steel cutting blades
- Stall Free Operation with its intelligent auto release
- 3-way adjustable rear handle
- Compatible with 4Ah, 6Ah and 9Ah Honda battery range



Weatherproof*



Battery powered



2 Year Warranty*

Use the same battery for every product you own.

UNIVERSAL BATTERY SYSTEM

This Honda range is powered by Honda's Universal Battery System. Simple and convenient to use, a single lithium-ion battery is paired with a single charger to work across the entire range. There's no need for different batteries for each product you own. Three battery sizes are available to you - 4Ah, 6Ah and 9Ah. What's more, the LCD screen on the 9Ah lets you know instantly how much battery life and charge time you have left.

THERMO-SMART TECHNOLOGY

Quality and performance are assured with Honda Thermo-Smart, a class-leading technology that keeps the battery cool, even in demanding conditions and over long periods of use.

BATTERY RUN AND CHARGE TIME

| BATTERY | 4Ah | 6Ah | 9Ah |
|------------------------------|-----|-----|-----|
| CHARGE TIME (MINS) | 35 | 55 | 77 |
| HBB36 BLOWER | | | |
| RUN TIME (MINS) | 12 | 18 | 27 |
| HHT36 BRUSHCUTTER | | | |
| RUN TIME (MINS) - BLADE HEAD | 60 | 90 | 135 |
| RUN TIME (MINS) - LINE HEAD | 33 | 50 | 75 |
| HHH36 HEDGECUTTER | | | |
| RUN TIME (MINS) | 56 | 84 | 126 |

ONE CHARGER



BATTERY CHARGER
CV3680XA

\$149
RRP

THREE BATTERY OPTIONS



36V 4AH
DP3640XA

\$149
RRP

CHARGING
CURRENT AMPS
8

WEIGHT (KG)
1.3

USE
**MEDIUM
GARDEN**



36V 6AH
DP3660XA

\$299
RRP

CHARGING
CURRENT AMPS
8

WEIGHT (KG)
1.3

USE
**LARGE
GARDEN**



36V 9AH
DPW3690XA

\$499
RRP

CHARGING
CURRENT AMPS
8

WEIGHT (KG)
2.3

USE
PROFESSIONAL



HRG416
XB BATTERY
PUSH MOWER

\$799
RRP
SKIN

- Easy start push button
- Six cutting height positions
- 41cm (16") pressed steel, powder coated deck
- Powerful 1.0kW brushless motor
- Compatible with 4Ah*, 6Ah and 9Ah Honda battery range



Weatherproof



Battery
powered



2 Year
Warranty*



HRG466
XB BATTERY
SELF-PROPELLED
MOWER

\$999
RRP
SKIN

- Versamow™ selective mulching function
- Easy start push button
- Six cutting height positions
- 46cm (18") pressed steel, powder coated deck
- Powerful 1.8kW brushless motor
- Compatible with 4Ah*, 6Ah and 9Ah Honda battery range



Weatherproof



Battery
powered



2 Year
Warranty*

Here's what you need to know about the Honda battery range.

- You can work with less noise
- There's no need to refuel so you can work with fewer breaks
- All tools in the range are powered by our Honda Universal Battery System
- The battery delivers sustained power throughout the duration of its charge
- With a fast charge time, you never need to stop for long
- The entire range is designed for use in all weather conditions*

*Using a flat nozzle. *Only using 36V 9.0Ah battery. **See Honda.com.au for full Terms & Conditions.

*For optimum battery performance, 6Ah and 9Ah batteries are recommended for the HRG416 and HRG466.

PREMIUM DOMESTIC MOWERS

HRU19 BUFFALO PREMIUM

Push Mower
Engine Brake
Medium Lawn

HRU19M2PKUH

\$949
RRP



- GCV170 4-Stroke Engine
- Mulching function
- Height adjust control
- Improved bagging performance with wide open discharge
- Improved engine brake lever for comfort



Medium
Lawn



19" Cutter
Deck



54 Litre
Catcher



Mow-Safe
Technology



Swing
Back Blade



4 Year
Warranty*

HRN216PKU

Push Mower
Engine Brake
Medium-Large Lawn

HRN216PKUA

\$849
RRP



- GCV170 4-Stroke Engine
- Low noise and vibration
- Easy to start and re-start
- Starts first time, every time
- Honda MicroCut® Twin blades
- 3 in 1 Clip Director system - Mulch, Catch or Discharge



Medium to
Large Lawn



21" Cutter
Deck



Large 66 Litre
Catcher



Mow-Safe
Technology



Mulching
Function



2 Year
Warranty*

HRN216VKU

Self-Propelled
Engine Brake
Medium-Large Lawn

HRN216VKUA

\$949
RRP



- GCV170 4-Stroke Engine
- Low noise and vibration
- Easy to start and re-start
- Starts first time, every time
- Honda MicroCut® Twin blades
- 3 in 1 Clip Director system - Mulch, Catch or Discharge



Medium to
Large Lawn



21" Cutter
Deck



Large 66 Litre
Catcher



Mow-Safe
Technology



Mulching
Function



2 Year
Warranty*

HRX217HYU

Self-Propelled

Blade Brake

Medium-Large Lawn

HRX217K6HYUA

\$1499
RRP

- GCV200 4-Stroke Engine
- MicroCut® Twin Blades
- 4-in-1 Versamow System™ with Clip Director®
- NeXite® Deck
- Hydrostatic Cruise Control



Medium to Large Lawn



21" Cutter Deck



Large 88 Litre Catcher



Mow-Safe Technology



Bar Blade



2 Year Warranty*

HRN216VYU

Self-Propelled

Blade Brake

Medium-Large Lawn

HRN216VYUA

\$1049
RRP



- GCV170 4-Stroke Engine
- Low noise and vibration
- Easy to start and re-start
- Starts first time, every time
- Throttle control
- Honda MicroCut® Twin blades
- 3 in 1 Clip Director system - Mulch, Catch or Discharge



Medium to Large Lawn



21" Cutter Deck



Large 66 Litre Catcher



Mow-Safe Technology



Mulching Function



2 Year Warranty*

HRX217HZU

Self-Propelled

Blade Brake

Medium-Large Lawn

HRX217K6HZUA

\$1699
RRP



- GCV200 4-Stroke Engine
- MicroCut® Twin Blades
- 4-in-1 Versamow System™ with Clip Director®
- NeXite® Deck
- Hydrostatic Cruise Control
- Self-charging electric start



Medium to Large Lawn



21" Cutter Deck



Large 88 Litre Catcher



Mow-Safe Technology



Bar Blade



2 Year Warranty*

Battery charger sold separately.

HONDA

*See Honda.com.au for full Terms & Conditions.

honda.com.au | 5

PREMIUM DOMESTIC MOWERS



HRG466PKU



HRG466SKU

HRG466PKU

Push Mower

Engine Brake

Small-Medium Lawn

HRG466C1PKUH

\$739
RRP

- New GCV145 4-Stroke Engine
- Engine Brake technology
- Front & rear height adjust control
- Easy to start and re-start
- Starts first time, every time



Small to
Medium Lawn



18" Cutter
Deck



50 Litre
Catcher



Mow-Safe
Technology



Bar
Blade



2 Year
Warranty*

HRG466SKU

Self-Propelled

Engine Brake

Small-Medium Lawn

HRG466C1SKUP

\$899
RRP

- New GCV145 4-Stroke Engine
- Engine Brake technology
- Mulching function
- Front & rear height adjust control
- Easy to start and re-start
- Starts first time, every time



Small to
Medium Lawn



18" Cutter
Deck



50 Litre
Catcher



Mow-Safe
Technology



Bar
Blade



2 Year
Warranty*

MOWER FEATURES



NEXITE® DECK

Extremely tough polymer material that will never rust, resists corrosion and abrasion and is super strong. HRX models only.




STEEL DECK

Rugged, durable steel deck is designed for long life. HRS and HRN models only.




ELECTRIC START

Effortless self-charging key start, to reduce the need for "plug in" charging. HRX217HZU only.



MOW-SAFE - ENGINE BRAKE

A safety feature that stops the blades and engine within 3 seconds upon release of the handle.



MOW-SAFE - BLADE BRAKE

A safety feature that stops the blades within 3 seconds upon release of the handle, while the engine continues to run.



EASY FOLD HANDLE

Easily adjust the handle to different comfortable mowing positions, or fold over for storage. HRS, HRN and HRX models only.



4-IN-1 VERSAMOW SYSTEM™ WITH CLIP DIRECTOR®

Honda's revolutionary Versamow System™ allows you to mulch, bag, discharge and shred leaves – or even a combination of mulching and bagging! Just slide the convenient Clip Director® knob to choose how much grass is bagged or mulched. No tools or costly attachments needed. HRX models only.



3-IN-1 SYSTEM WITH CLIP DIRECTOR®

Slide the Clip Director® to switch from mulching to bagging or discharge with just one touch. No need for a mulch plug or other attachments. HRN models only.



MICROCUT® TWIN BLADE SYSTEM

Honda's exclusive MicroCut® Twin Blade System uses four cutting surfaces that result in ultra fine clippings for superior mulching and up to 30% more clippings per bag. HRN and HRX models only.



SMART DRIVE

Easily adjust the mower's speed to your pace by rotating the control. Five position adjustable control for comfort. Variable speed from 0-6.5km/h. HRN216VKU and HRN216VYU models only.



HYDROSTATIC CRUISE CONTROL

Honda's Hydrostatic Cruise Control allows precise speed control that's fully adjustable from 0-6.5km/h. HRX models only.

COMMERCIAL MOWERS

*"I have a HRU196
I purchased in 1990.
31 years of great service,
still starts first time.
Can't kill the thing!"*

- Peter D.



HRU MOWER RANGE ASSEMBLED IN AUSTRALIA

Honda goes to extraordinary lengths to ensure best-in-market quality.

We begin with the highest quality components, with each part individually inspected before entering the production line. We then build each mower, part by part, exceeding Australian industry standards at every stage. This exacting process involves multiple quality checks during and after production, including test-firing, to check ease of starting and the quietness of Honda's legendary 4-Stroke engines.



CONTRACTORS CHOICE

HRU196 BUFFALO PRO

Push Mower

Engine Brake

Medium-Large Lawn

HRU196M2PWUH

\$1199
RRP



- GXV160 4-Stroke Engine
- Improved mulching function
- Wide open discharge



Medium to
Large Lawn



19" Cutter
Deck



Large
54 Litre
Catcher



Mow-Safe
Technology



Swing Back
Blade



4 Year
Warranty*



CONTRACTORS CHOICE

HRU196 BUFFALO PRO

Push Mower

Blade Brake

Medium-Large Lawn

HRU196M2PBUH

\$1299
RRP



- GXV160 4-Stroke Engine
- Improved mulching function
- Wide open discharge



Medium to
Large Lawn



19" Cutter
Deck



Large
54 Litre
Catcher



Mow-Safe
Technology



Swing Back
Blade



4 Year
Warranty*



CONTRACTORS CHOICE

HRU216 BUFFALO PRO

Self-Propelled

Blade Brake

Large Lawn

HRU216M3TBUH

\$1799
RRP

- GXV160 4-Stroke Engine
- Improved mulching function
- 70 Litre catcher with Dacron dust deflector
- 3-speed shaft driven mechanical gearbox



Large Lawn



21" Cutter Deck



Large 70 Litre Catcher



Mow-Safe Technology



Swing Blade



4 Year Warranty*

LAWN MOWER SPECIFICATIONS

| PREMIUM DOMESTIC RANGE | | | | | | |
|----------------------------|-----------------------------------|---------------------------------------|----------------------------------|---------------------------------|-------------------------------------|--|
| Product Code | HRG466PKU | HRG466SKU | HRU19M2 | HRN216PKU | HRN216VKU | |
| | PUSH MOWER HRG466C1PKUH | SELF PROPELLED HRG466C1SKUP | PUSH MOWER HRU19M2PKUH | PUSH MOWER HRN216PKUA | SELF PROPELLED HRN216VKUA | |
| MOW-SAFE TECHNOLOGY | ENGINE BRAKE | ENGINE BRAKE | ENGINE BRAKE | ENGINE BRAKE | ENGINE BRAKE | |
| Engine | GCV145 | GCV145 | GCV170 | GCV170 | GCV170 | |
| Engine Spec | OHV | OHV | OHV | OHV | OHV | |
| Auto Choke | Yes | Yes | Yes | Yes | Yes | |
| Chassis | Solid Steel | Solid Steel | Cast Aluminium | Solid Steel | Solid Steel | |
| Cutting Width | 18" (460mm) | 18" (460mm) | 19" (470mm) | 21" (530mm) | 21" (530mm) | |
| Cutting Height Adjustment | Front & Rear | Front & Rear | 1 Lever | Front & Rear | Front & Rear | |
| Cutting Height Range | 6 Stages 20-74mm | 6 Stages 20-74mm | 11 Stages 16-80mm | 7 Stages 27-100mm | 7 Stages 27-100mm | |
| Self Propelled | No | Yes | No | No | Yes | |
| Speeds | Push | Single Speed | Push | Push | Variable | |
| Wheel Diameter (mm) | Front 178mm Rear 212mm | Front 178mm Rear 212mm | 200 | 200 | 200 | |
| Catcher Capacity | 50 Litres | 50 Litres | 54 Litres | 66 Litres | 66 Litres | |
| Fuel Type | Unleaded | Unleaded | Unleaded | Unleaded | Unleaded | |
| Fuel Tank Capacity | 0.91 Litres | 0.91 Litres | 0.91 Litres | 0.91 Litres | 0.91 Litres | |
| Mulching Capability | No | Yes | Yes | Yes | Yes | |
| Rear Discharge Capability | Yes | Yes | No | Yes | Yes | |
| Wash Port | No | No | Yes | No | No | |
| Blade Type | Bar Blade | Bar Blade | Swing Back Blade | Bar Blade | Bar Blade | |
| RRP | \$739 | \$899 | \$949 | \$799 | \$949 | |

| | | | | COMMERCIAL RANGE | | |
|--|---------------------------------|-----------------------------------|-----------------------------------|-------------------------------|-------------------------------|-----------------------------------|
| | HRN216VYU | HRX217HYU | HRX217HZU | HRU196 BUFFALO PRO | HRU196 BUFFALO PRO | HRU216 BUFFALO PRO |
| | SELF PROPELLED HRN216VYUA | SELF PROPELLED HRX217K6HYUA | ELECTRIC START HRX217K6HZUA | PUSH MOWER HRU196M2PWUH | PUSH MOWER HRU196M2PBUH | SELF PROPELLED HRU216M3TBUH |
| | BLADE BRAKE | BLADE BRAKE | BLADE BRAKE | ENGINE BRAKE | BLADE BRAKE | BLADE BRAKE |
| | GCV170 | GCV200 | GCV200 | GXV160 | GXV160 | GXV160 |
| | OHV | OHV | OHV | OHV with Cast-Iron Bore | OHV with Cast-Iron Bore | OHV with Cast-Iron Bore |
| | Yes | Yes | Yes | Manual | Manual | Manual |
| | Solid Steel | NeXite® | NeXite® | Cast Aluminium | Cast Aluminium | Cast Aluminium |
| | 21" (530mm) | 21" (530mm) | 21" (530mm) | 19" (470mm) | 19" (470mm) | 21" (530mm) |
| | Front & Rear | 4 Wheels | 4 Wheels | 1 Lever | 1 Lever | 1 Lever |
| | 7 Stages 27-100mm | 7 Stages 19-100mm | 7 Stages 19-100mm | 11 Stages 16-80mm | 11 Stages 16-80mm | 11 Stages 16-76mm |
| | Yes | Yes | Yes | No | No | Yes |
| | Variable | Variable | Variable | Push | Push | 3 Speed |
| | 200 | 230 | 230 | 200 | 200 | 200 |
| | 66 Litres | 88 Litres | 88 Litres | 54 Litres | 54 Litres | 70 Litres |
| | Unleaded | Unleaded | Unleaded | Unleaded | Unleaded | Unleaded |
| | 0.91 Litres | 0.91 Litres | 0.91 Litres | 1.4 Litres | 1.4 Litres | 1.4 Litres |
| | Yes | Yes | Yes | Yes | Yes | Yes |
| | Yes | Yes | Yes | No | No | Yes |
| | No | No | No | Yes | Yes | Yes |
| | Bar Blade | Bar Blade | Bar Blade | Swing Back Blade | Swing Back Blade | Swing Back Blade |
| | \$1049 | \$1499 | \$1699 | \$1199 | \$1299 | \$1799 |

HONDA HANDHELD RANGE



LINE TRIMMER

UMS425

BENT SHAFT LINE TRIMMER
4-STROKE

UMS425UDLTU2

\$379

RRP

- Easy-to-use 'tap and go' nylon line head
- Includes safety goggles
- Easy Start



360°
Operation



GX25cc
Engine



No Fuel
Mixing



4 Year
Warranty*



"I've had my UMK425 for 9 years - a great machine. I use it professionally and replace the oil myself. She is getting old but I'll buy the same one again!" - Henk.



CONTRACTOR QUALITY

UMK425
LOOP HANDLE
BRUSHCUTTER
4-STROKE

\$539
RRP

UMK425ULTUT

- Optional blade kit available
- Safety goggles and single operator harness included
- Anti-vibration engine mount
- Easy-to-use 'tap and go' nylon line head



360°
Operation



GX25cc
Engine



No Fuel
Mixing



4 Year
Warranty*

UMK435
LOOP HANDLE
BRUSHCUTTER
4-STROKE

Same great features as the UMK425 loop handle but with a larger engine capacity.

Includes free 4-tooth blade kit and single operator harness.



GX35cc Engine



\$799
RRP

UMK435ULGUT



CONTRACTOR QUALITY

UMK425
BIKE HANDLE
BRUSHCUTTER
4-STROKE

\$749
RRP

UMK425UUGUT

- Safety goggles and full operator harness included
- Anti-vibration engine mount
- Includes 4-tooth blade kit
- Easy-to-use 'tap and go' nylon line head



360°
Operation



GX25cc
Engine



No Fuel
Mixing



4 Year
Warranty*

UMK435
BIKE HANDLE
BRUSHCUTTER
4-STROKE

Same great features as the UMK425 bike handle but with a larger engine capacity.

Includes free 4-tooth blade kit and full operator harness.



GX35cc Engine



\$849
RRP

UMK435UUGUT

ATTACHMENTS FOR UMK425/UMK435

NEW TRIMMER LINE

Round Trimmer Line

2.4x125G L1024UMK125RD **\$10.43**

2.4x225G L1024UMK225RD **\$16.21**



Star Trimmer Line

2.4x125G L1024UMK125SR **\$10.43**

2.4x225G L1024UMK225SR **\$16.21**

Silent Trimmer Line

2.4x125G L1024UMK125ST **\$10.43**

2.4x225G L1024UMK225ST **\$16.21**

HEDGETRIMMER ATTACHMENT **\$360.23**
RRP

Part No. 06260VL6000AU



The hedgetrimmer attachment is purposely designed to attach to Honda's straight shaft (UMK425/UMK435) brushcutter.

PRUNER ATTACHMENT

\$371.03
RRP

Part No. 06250VL6000AU



The pruner attachment is designed for trimming and cutting high branches in commercial and domestic applications. It is purposely designed to attach to Honda's straight shaft (UMK425/UMK435) brushcutter.

*See Honda.com.au for full Terms & Conditions.
All prices listed include GST and are recommended retail prices only. There is no obligation to comply with the recommendation.

honda.com.au | 13

CONTRACTORS CHOICE

"My new Honda has been a game changer for me and has made pruning a lot easier and safer. Happy to recommend."

- Angus S.



CONTRACTOR QUALITY

UMK450

BIKE HANDLE BRUSHCUTTER
4-STROKE

UMK450TU3UT

\$999

RRP

- Safety goggles and full operator harness included
- 3-tooth cutter blade (bump head optional)
- Ergonomic Bike Handle
- Commercial 2HP GX50 4-Stroke Engine



360°
Operation



GX50cc
Engine



No Fuel
Mixing



4 Year
Warranty*



Safety first! Fully adjustable **Honda Earmuffs** with padded headband. See below page



CONTRACTOR QUALITY

HHH25D HEDGE CUTTER 4-STROKE

HHH25D75UT

\$899
RRP

- 2-motion throttle trigger
- Low emissions and fuel consumption
- 3-way, adjustable rear handle
- Easy Start
- No Fuel Mixing



360°
Operation



GX25cc
Engine



720mm
Cutting Blade



4 Year
Warranty*



CONTRACTOR QUALITY

HHB25 BLOWER 4-STROKE

HHB25UT

\$499
RRP

- Unique anti-suction fan cover
- Low emissions and fuel consumption
- Easy Start
- No Fuel Mixing
- Air Volume 630m³/h



360°
Operation



GX25cc
Engine



252km/h
Wind Velocity



4 Year
Warranty*

GENUINE HONDA PARTS AND ACCESSORIES

HONDA EARMUFFS

Part No. L08EM006R

\$24.95
RRP



Padded headband, adjustable.

HONDA OIL

1L L1002P08001

\$13.67
RRP


4L L1002P08006

\$42.61
RRP



Recommended for use in all Honda Power Equipment products.

HONDA AIR FILTERS



Genuine Honda Air Filters available at all authorised Honda Power Equipment Dealerships.

*See Honda.com.au for full Terms & Conditions.
All prices listed include GST and are recommended retail prices only. There is no obligation to comply with the recommendation.


VERSATOOL RANGE

1 SELECT POWERHEAD

UMC425 POWERHEAD

UMC425ULAUT

\$549
RRP



360°
Operation



GX25cc
Engine



Contractor
Quality



No Fuel
Mixing



4 Year
Warranty*

UMC435

AVAILABLE WITH GX35cc ENGINE

UMC435ULAUT

\$679
RRP



VERSA+TOOL

2 SELECT ATTACHMENTS

BRUSHCUTTER

SSBCU

\$199
RRP

- Designed for cutting and clearing, making lawn maintenance easy
- Ergonomically designed easy-grip loop handle
- Durable 'tap and go' nylon head



CULTIVATOR

SSCLU

\$399
RRP

- Makes tilling, aerating and cultivating of soil easy
- 170mm width makes the cultivation of garden beds and lawns simple and stress-free



HEDGETRIMMER

(SHORT SHAFT) SSHHSU

\$389
RRP

- A lighter, more compact version of the Hedgetrimmer (Long Shaft)
- Perfect for the domestic operator
- Features a 550mm double-sided blade with a 90mm shaft length



BLOWER

SSBLU

\$199
RRP

- One of the most compact and lightweight blower attachments available
- Easily keeps garden paths, driveways, lawns and verandas free of leaves and debris



HEDGETRIMMER

(LONG SHAFT) SSHHLU

\$399
RRP

- Longer attachment designed for trimming foliage and tall hedges
- Perfect for the commercial contractor
- Features a 550mm double-sided blade with a 600mm shaft length



EDGER

SSETU

\$249
RRP

- The perfect tool to keep unsightly weeds and grass from popping up
- Easy-to-use adjustable height mechanism



PRUNER

SSPPU

\$399
RRP

- Designed for trimming, pruning and cutting high branches
- Features a 12" bar length with a 3/8" Oregon saw chain
- Suitable for domestic and commercial settings
- Overall Pruner Length 1065mm



EXTENSION POLE

SSESLU

\$149
RRP

- Lightweight extension pole allows for more reach with an extra 1085mm length
- Suitable for the Pruner and Hedgetrimmer (Short Shaft) attachments



TILLER RANGE



FG110

FG110K1UT
4-STROKE

\$899
RRP

- Fold over handles for convenience

↔ Tilling Width 230mm

↑↓ Tilling Depth 203mm

⚙️ GX25cc Engine

🏆 4 Year Warranty*

FG110 OPTIONAL ACCESSORIES



Aerator
06727V25000



Edger
06728V25000



**Heavy-Duty
Digging Tines**
06726V25010



De-Thatcher
06720V25000

F220

F220UT4
4-STROKE

\$1599
RRP

- Multi-step adjustable handles

↔ Tilling Width 545mm

↑↓ Tilling Depth 280mm

⚙️ GXV57 Engine

🏆 4 Year Warranty*



F501

F501K8UH
4-STROKE

\$2299
RRP

- 2 forward gears and 1 reverse

↔ Tilling Width 914mm

↑↓ Tilling Depth 280mm

⚙️ GX160 Engine

🏆 4 Year Warranty*



FR750

FR750K3U1
4-STROKE

\$4599
RRP

- 2 forward gears and 1 reverse
- Diff Lock Option - Improves traction

↔ Tilling Width 600mm

↑↓ Tilling Depth 120mm

⚙️ GX200 Engine

🏆 4 Year Warranty*



Counter
Rotating
Tines

FRC800

FRC800K1U1
4-STROKE

\$3990
RRP

- 3 forward gears and 1 reverse

↔ Tilling Width 500mm

↑↓ Tilling Depth 100mm

⚙️ GX240 Engine

🏆 4 Year Warranty*



VOLUME, TRASH AND HIGH PRESSURE PUMPS

VOLUME PUMPS



WX10

WX10TU
4-STROKE

\$499
RRP

- Economical 1" volume pump
- Maximum total head 37m
- Maximum suction head 8m
- Delivers 120L/min capacity
- Lightweight 6.1kg



WX15

WX15TU
4-STROKE

\$699
RRP

- Economical 1.5" volume pump
- Maximum total head 37m
- Maximum suction head 8m
- Delivers 280L/min capacity
- Lightweight 9kg



WB20

WB20XT4DRXU
4-STROKE

\$699
RRP

- Portable 2" volume pump
- Maximum total head 32m
- Maximum suction head 7.5m
- Delivers 620L/min capacity



WB30

WB30XT3DRXU
4-STROKE

\$899
RRP

- Portable 3" volume pump
- Maximum total head 23m
- Maximum suction head 7.5m
- Delivers 1100L/min capacity

HIGH PRESSURE PUMPS



WH15XT

WH15XT2UX
4-STROKE

\$799
RRP

- Portable 1.5" high pressure pump
- Maximum total head 40m
- Maximum suction head 8m
- Delivers 370L/min capacity



WH20XT

WH20XTUX / WH20XTUFX
4-STROKE

\$899
RRP

- Portable 2" high pressure pump
- Maximum total head 45m
- Maximum suction head 8m
- Delivers 450L/min capacity
- **Frameless version \$899**
(WH20XTUX)



WT20

WT20XK4UD4
4-STROKE

\$2029
RRP

- Portable 2" trash pump
- Maximum total head 30m
- Maximum suction head 8m
- Delivers 710L/min capacity



WT30

WT30XK4UD4
4-STROKE

\$2359
RRP

- Portable 3" trash pump
- Maximum total head 27m
- Maximum suction head 8m
- Delivers a massive 1210L/min capacity

ENGINES



GX MINI 4-STROKE

- 25cc, 35cc & 50cc models available
- Fully inclinable OHC engine
- 360° operation



GCV SERIES

- 145cc, 170cc & 200cc models
- Vertical shaft engines
- OHV domestic engine



GX SERIES

- More than 70 model variants to choose from
- Horizontal shaft
- OHV commercial engine



GXV SERIES

- Three different horsepower models available
- Vertical shaft engines
- OHV commercial engine



GX V-TWIN SERIES

- New generation V-twins
- Three different horsepower models over seven models
- OHV commercial engine



GP SERIES

- 160cc & 200cc
- Perfect for light use and domestic applications





SUPER QUIET GENERATORS



EU22i
EU22iUT4

\$2349
RRP

- Greater fuel efficiency via Built-in Eco-Throttle
- Engine protected by low oil alert system
- Increased diameter of oil filler for improved draining and catching of oil
- Improved run dry switch allows the engine to continue running until majority of fuel is consumed before engine shuts off. This prevents stale fuel and is useful for storing
- Commercial quality
- Lightweight 21kg

-  4 Year Warranty*
-  2200W Max Output
-  8 Operating Hours°
-  Inverter Technology

3-STEP PROCESS TO ENSURE YOU GET THE RIGHT GENERATOR

1. WHAT DO YOU WANT TO POWER?

Whether you have a small caravan or something a little more substantial, knowing your appliance ratings is going to help you in the long run. Write a list of all the appliances you want to have running at one time. Then find out the ratings of each appliance. You need to take into account start-up power.

2. FACTOR IN START-UP POWER

Start-up power is simply the power an appliance needs to begin operating. Appliances that run an electric motor (air conditioners and water pumps) can require 3 times the operating load but this is usually only needed for a very short period. Check the compliance plate on the unit for specifications.

3. PICK THE GENERATOR THAT SUITS YOUR NEEDS

If you look at your list, there's a high chance you're not going to need everything running at once. A kettle draws a lot of power but only runs for a minute or so, it won't hurt to turn off some appliances while the kettle boils. Just make sure you have the essentials covered. Let's say your total running power requirement is 1500W, with a start-up power requirement of 1900W, then the Honda EU22i Generator will be the right fit.

If you are unsure, consult your Authorised Honda Dealer.

*4 Year warranty applies to domestic use and does not apply to engines sold as separate units.
°With Eco-Throttle switched on when rated at ¼ output. Usage applications are recommendations only

SUPER QUIET GENERATORS



EU10i

LEISURE AND
COMMERCIAL GENERATOR
4-STROKE
EU10iTiU4

\$1599
RRP

- Greater fuel efficiency via Built-in Eco-Throttle
- Engine protected by low oil alert system
- Our lightest inverter generator



EU30is

ELECTRIC START
4-STROKE
EU30iSiU4

\$4499
RRP

- Greater fuel efficiency via Built-in Eco-Throttle
- Engine protected by low oil alert system
- Hassle-free Key Start



EU70is

ELECTRIC START
4-STROKE
EU70iSiUT4

\$6999
RRP

- Greater fuel efficiency via Built-in Eco-Throttle
- Engine protected by low oil alert system
- Hassle-free Push Button Electric Start



OPTIONAL ACCESSORIES:

Lifting kit O6531Z11E00ZA

Wired remote control cable:

10m – 32380Z37800ZA

30m – 32380Z37820ZA

SUPER QUIET GENERATORS

SPECIFICATION CHART AND ACCESSORIES

| MODEL | EU10i | EU22i | EU30is | EU70is |
|--|--|---------------------------|--|---------------------------|
| Full Model Code | EU10iT1U4 | EU22iTU4 | EU30iS1U4 | EU70iSUT4 |
| Engine | GXH50T | GXR120 | GX200 | GX390 |
| Fuel Tank Capacity | 2.1 Litres | 3.6 Litres | 13 Litres | 19.2 Litres |
| Continuous Operating Hours | 8hr°/4hr | 8hr°/4hr | 20hr°/7.1hr | 18hr°/6.5hr |
| dB Sound Pressure (at 7m) ^{††} | 52dB(A) ^{††} /58dB(A) ^{††} | • | 52dB(A) ^{††} /65dB(A) ^{††} | • |
| LwA Sound Power (at 4m) ^{**} | • | LwA 91dB(A) ^{**} | • | LwA 90dB(A) ^{**} |
| GENERATOR | | | | |
| Max. AC Output (power factor 1.0) | 1000VA | 2200VA | 3000VA | 7000VA |
| Rated AC Output | 900VA | 1800VA | 2800VA | 5500VA |
| DC Rated Output for Charging Automotive Batteries Only | 8A | 8.3A | 12A | N/A |
| DIMENSIONS | | | | |
| LxWxH (mm) | 451 x 242 x 379 | 511 x 290 x 425 | 658 x 447 x 558 | 848 x 700 x 721 |
| Dry Weight | 13kg | 21kg | 59kg (w/battery) | 118kg (w/battery) |
| FEATURES | | | | |
| Electric Starter | No | No | Yes | Yes |
| Voltage Regulation | Inverter | Inverter | Inverter | Inverter |
| Voltmeter | No | No | No | Yes |
| AC Circuit Protector | Yes | Yes | Yes | Yes |
| DC Circuit Protector | Yes | Yes | Yes | Yes |
| Pilot Lamp | Yes | Yes | Yes | Yes |
| Fuel Gauge | No | No | Yes | Yes |
| Oil Alert | Yes | Yes | Yes | Yes |
| Auto Throttle | Eco-Throttle | Eco-Throttle | Eco-Throttle | Eco-Throttle |
| Auto Choke | No | No | No | Fuel Injected |
| Large Capacity Air Cleaner | Yes | Yes | Yes | Yes |
| Large Capacity Fuel Tank | Yes | Yes | Yes | Yes |
| Large Capacity Muffler | Yes | Yes | Yes | Yes |
| 4 Year Domestic Warranty* | Yes | Yes | Yes | Yes |

*4 Year warranty applies to domestic use and does not apply to engines sold as separate units. °With Eco-Throttle switched on when rated at ¼ output. Usage applications are recommendations only.

GENERATOR MAT

Part no: L08GNMAT01

\$55.60
RRP



- Designed to fit the EU10i, EU22i and EU30iu Handy
- Protects your generator from sucking up dust or sand while providing a stable non-slip platform

HONDA SECURITY CABLE

Part no: L210820

\$20.20
RRP



1500 x 10 mm diameter cable, providing increasing cutting resistance with a protective polyurethane coat. This security cable is a great way of protecting your investment.

OPERATING NOISE LEVEL CALCULATION

^{**}LwA refers to sound power level and is measured at rated load, which is standardised by EU noise regulation. It is measured from 6 directions by a microphone placed 4 metres from the product in a closed anechoic room. This room is not affected by environmental conditions.

^{††}dB refers to sound pressure level and is measured from 4 directions (front, back, right and left) by a microphone that is placed 7 metres from the product and 1.5 metres from the lawn ground. It is not measured in a closed room. Therefore, the data is affected by environmental conditions such as temperature.

PARALLEL LINK UP KIT

Part no: EU10i & EU22i 32360ZC3000L

\$111.96
RRP



- MAX: 15 amp output
- Link up two generators for double the power output. Only same models can be linked

PROTECTIVE COVERS

Protect your investment



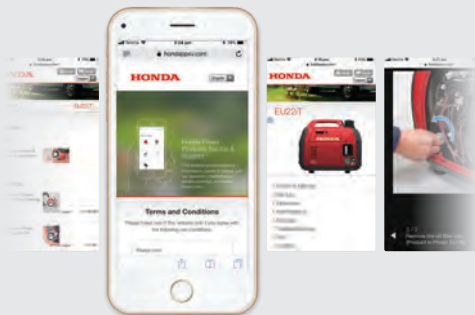
Part no: L08GC001R10 (EU10i) RRP **\$97.67**
 Part no: L08GC001R20 (EU22i) RRP **\$105.38**
 Part no: L08GC001R30 (EU30is) RRP **\$118.54**
 Part no: L08GC002R30 (EU30iu) RRP **\$126.14**



HONDA INNOVATION



HONDA POWER PRODUCTS SERVICE AND SUPPORT



Get service information for your power products, setup, operation, maintenance and more. Best of all, it's absolutely free.

Scan the QR code or visit www.hppsv.com/AUS



ABSOLUTE POWER

The flagship for performance and fuel economy, the high horsepower range incorporates Honda's revolutionary Boosted Low Speed Torque (BLAST™) technology and Lean Burn Control (ECOMO) to deliver powerful acceleration together with outstanding fuel economy during cruising.

The same Variable Valve Timing and Lift Electronic Control (VTEC) technology used in Honda F1 cars is also found inside the BF150, BF225 and BF250.



LEGENDARY F1 AND MOTOR-RACING PEDIGREE

Innovations such as the VTEC™ system (optimising power and efficiency at all engine speeds) were borne out of Honda F1 technology. A challenging spirit and never-ending passion for racing fuels the development of technologies found in every Honda product.



INSPIRED BY ASIMO, HONDAJET AND THE NSX

Soichiro Honda's willingness to challenge convention and dream big can be found today in each of our power products. The same innovation used for advanced applications like robotics, corporate jets and supercars, also goes into manufacturing Honda Power Equipment products.



POWERED BY WORLD CLASS RESEARCH & DEVELOPMENT

Global state-of-the-art R&D facilities are dedicated to researching, designing and developing cutting-edge products. Honda continues to challenge the way the world thinks by looking to the future through technology and innovation.



ONLY GENUINE PARTS AND ACCESSORIES

Every engine has been manufactured to uphold Honda's strict quality standards. So the purchase of a Honda is an investment in a product that's made to last. This ensures that when it comes to repairs or replacement, genuine parts will keep it functioning at the optimum performance level that's expected.



A DEDICATED NATION-WIDE DEALER NETWORK

All of our dealers share the same level of commitment to the Honda brand as they do their relationship with customers. When it comes to sales, service and parts, you can always rely on a Honda Power Equipment specialist for knowledge and advice.



4-STROKE TECHNOLOGY

Honda has always been dedicated to developing human and environmentally friendly engines of the highest quality. It's why the company has been focused on 4-Stroke technology for over five decades.

AUTHORISED HONDA DEALERS

OUR 400+ NATIONAL DEALER
NETWORK PROVIDES THE BEST
ADVICE AND AFTERSALES SERVICE.

SALES

Dealers participate in Honda's factory training, covering: sales, products and the exclusive Honda Certified Technician (HCT) training program. You can trust their valuable advice and experience to help you choose the product that's just right for you and your needs.

SERVICE

The technicians at our authorised dealers perform a full pre-delivery inspection (PDI) on every Honda machine. They also offer the highest levels of aftersales service to keep your product in peak condition. Of course, you can be assured that they'll only use genuine Honda parts and accessories. We also provide industry-leading training to technicians across Australia through the Honda Certified Technician (HCT) program. This ensures that they will service and repair your Honda to the highest – and safest – standards.

EXPERTISE

Our Authorised Dealers are true experts in their field, with years of experience under their belt. In fact, their knowledge and experience plays an important role in making sure that our Research and Development team receives frequent customer feedback, so we can ensure that new and improved Honda models continue to meet your future needs.



STRONGER | CLEANER | QUIETER | STARTS-FIRST-TIME
4 YEAR WARRANTY*

Disclaimer: All prices listed include GST and are recommended retail prices only, there is no obligation to comply with the recommendation. Not all products listed in the brochure are available from every Authorised Power Equipment Dealership. Honda MPE reserves the right to change specifications and price at any time. *4 Year warranty applies to domestic use and does not apply to engines sold as separate units. For full Terms and Conditions, go to: www.honda.com.au or visit an authorised Honda Power Equipment Dealership. #2 Year warranty applies to domestic use of HRS, HRN and HRX models only.

VISIT HONDA.COM.AU OR JOIN THE CONVERSATION



/HondaPowerEquipmentAU



/HondaPowerEquipmentAU



/HondaPowerEquipment

YOUR LOCAL AUTHORISED HONDA DEALER: